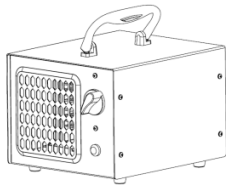




WEATHERDON

Nero[®]

Nero 7G Ozone Machine



Product Code: 350078

OWNER'S MANUAL

Please read all of the information provided in this owner's manual before operating the new Nero 7G Ozone Machine.

Images in this manual are for illustrative purposes only.

Due to constant improvements, we advise that changes to the design, material, specifications and product configuration may occur at any time without notice.

Ozone Machine (Series2)

Why they work & how to use them

Please read instruction manual first. Available at:

<https://www.weatherdon.com.au>

- Type product code 350078 in search field

Nero 7G Ozone Machine

The Nero 7G Ozone Machine is an advanced and convenient contaminant remediation product, ideal for hospitality and office use and more!



Product Code: 350078

Product Code: 350078CAS

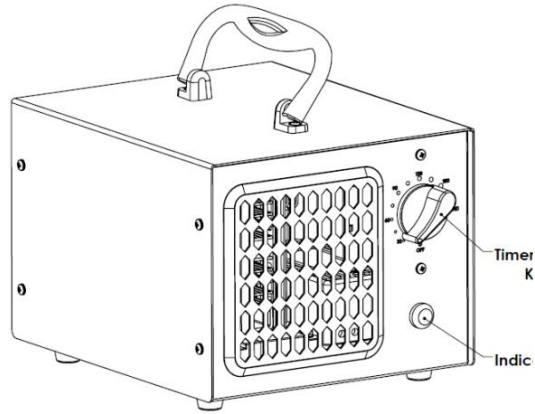
In this session:

How to eliminate odours with an Nero 7G Ozone Machine?

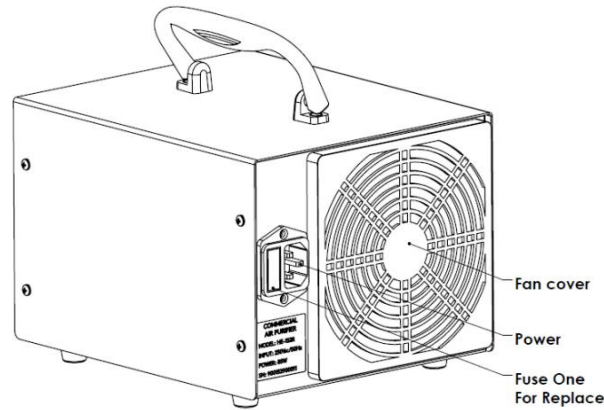
- The Nero 7G Ozone machine
- What is Ozone and how does it work
- How to use to properly

The Nero 7G Ozone Machine

(Front View)



(Back View)



Product Code: 350078



Key Components:

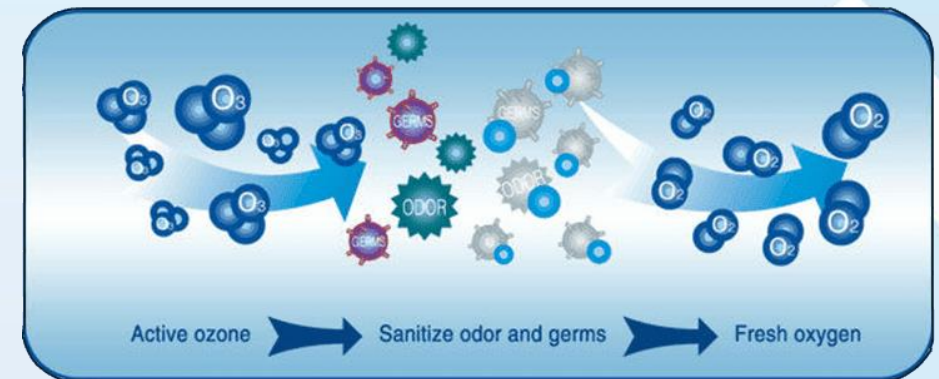

- Timer control knob – turn for up to 3hrs operation
- Indicator Light – Illuminates when on
- Fuse Holder – removable fuse
- Power cord – 240V
- Ozone Plate 350078CAS – when machine no longer produces enough ozone plate will need to be replaced (est. 6,000hrs)



Product Code:
350078CAS

What is Ozone and how does it work

- In short, when it comes to deodorizing, ozone removes the odour completely by removing (molecularly altering) its source — permanently.
- In nature Ozone is created in two ways
 1. Corona discharge – The method of the **Nero 7G Ozone Machine**
 2. Ultraviolet light
- Chemistry Lesson: With three oxygen atoms in each molecule (O_3), rather than the two oxygen atoms (O_2) in the air we breathe, ozone is unstable, so its extra oxygen atom can detach and grab onto stinky molecules, they can change to be non-smelly.



Ozone is very effective in eliminating odours including tobacco smoke, human and pet odours, food odours, mould and mildew odours, garbage odours, renovation odours and much more. It is not a re-odorant.

How to use Nero 7G Ozone Machine

The Nero 7G Ozone Machine is designed to remove odours in unoccupied spaces. The unit has a timer that will enable it to run for a maximum duration of 3 hours. The timer will then shut the air purifier off. You should allow a minimum of 40 minutes before returning to the treated area.

To operate the Nero 7G Ozone Machine:

1. Close off the desired area to be treated.
2. Remove all occupants and pets.
3. Position the unit as close as possible to the odour source.
4. In such environments as motels that have individual heating and cooling systems, turn the fan on and set on re-circulate.
5. Set timer to desired time and leave the room.
6. Allow 40 mins before re-entering the treated space.
7. Return to space & ventilation area – if there is still a strong 'Ozone; smell leave the space for a further 20 mins and check again.





WEATHERDON



We have all the products you can think of,
and some you might forget.